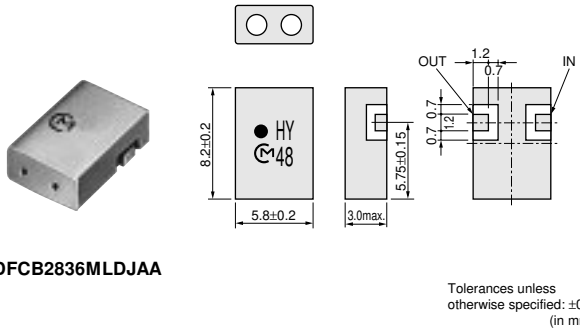


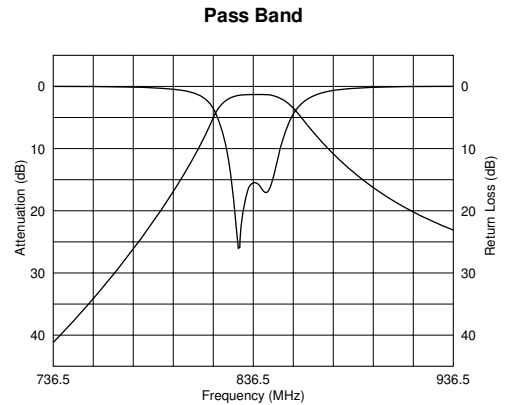
for RF/ Local

Dielectric Filters (GIGAFIL®)

● **DFCB Series 800/900MHz**

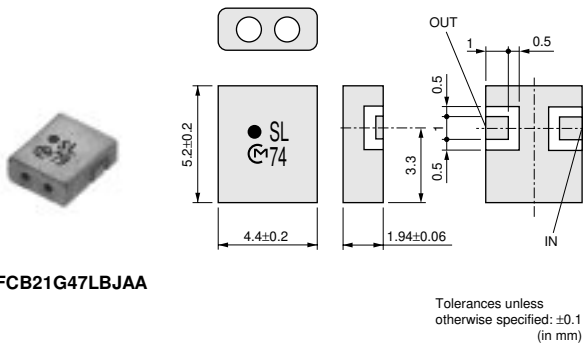


DFCB2836MLDJAA

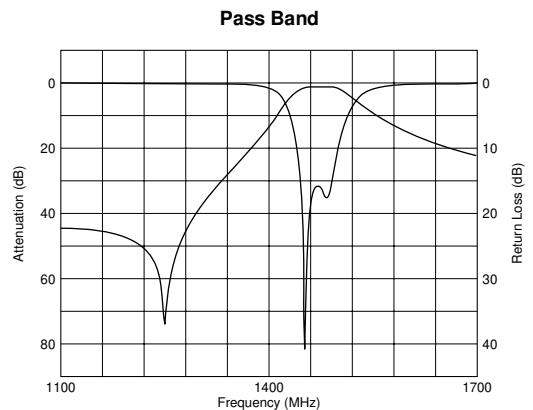


Part Number	Center Frequency (MHz)	Bandwidth (MHz)	IL at BW (max.) (dB)	Attenuation (dB min.)	Operation Temperature Range
DFCB2836MLDJAA	836.5	25	2.6	6.5 (869 to 894MHz)	-35 to +85degree C
DFCB2881MLDJAA	881.5	25	2.6	9 (824 to 849MHz)	-35 to +85degree C
DFCB2902MLDJAA	902.5	25	2.6	27 (Fo-77.5MHz)	-35 to +85degree C
DFCB2915MLDJAA	915	26	2.5	27 (837.5MHz)	-35 to +85degree C
DFCB2947MLDJAA	947.5	25	2.6	27 (Fo-77.5MHz)	-35 to +85degree C
DFCB3815MLDJAA	815.5	19	2.5	12 (Fo±35.5MHz)	-35 to +85degree C
DFCB3836MLDJAA	836.5	25	3.0	12 (869 to 894MHz)	-35 to +85degree C
DFCB3860MLDJAA	860.5	19	2.5	13 (Fo-35.5MHz)	-35 to +85degree C
DFCB3881MLDJAA	881.5	25	3.0	15 (824 to 849MHz)	-35 to +85degree C
DFCB3902MLDJAA	902.5	25	3.0	45 (Fo-77.5MHz)	-35 to +85degree C
DFCB3915MLDJAA	915	26	3.0	15 (Fo-32.5MHz)	-35 to +85degree C
DFCB3947MLDJAA	947.5	25	3.0	45 (Fo-77.5MHz)	-35 to +85degree C

● **DFCB Series 1.5-5GHz**




DFCB21G47LBJAA



Part Number	Center Frequency (MHz)	Bandwidth (MHz)	IL at BW (max.) (dB)	Attenuation (dB min.)	Operation Temperature Range
DFCB21G47LBJAA	1472	40	2.0	38 (1122MHz)	-40 to +85degree C
DFCB21G57LBJAB	1575.42	3	1.3	37 (1850 to 1910MHz)	-35 to +85degree C
DFCL21G57LBJAE	1575.42	2.046	3.9	30 (1475.42MHz)	-35 to +85degree C
DFCB21G57LDJAB	1575.42	2	3.15	18 (Fo±50MHz)	-35 to +85degree C
DFCL21G57LDNAA	1575.42	4	3.6	31(1475.42MHz)	-35 to +85degree C
DFCB21G84LDJAA	1842.5	75	2.0	20 (Fo-160MHz)	-35 to +85degree C
DFCB21G89LBJAA	1890	20	2.0	40 (1660 to 1680MHz)	-35 to +85degree C
DFCB21G89LDJAA	1890	20	2.0	45 (1660 to 1680MHz)	-40 to +85degree C
DFCB21G92LDJAA	1920	20	1.9	16 (1800 to 1820MHz)	-40 to +85degree C

Continued on the following page.

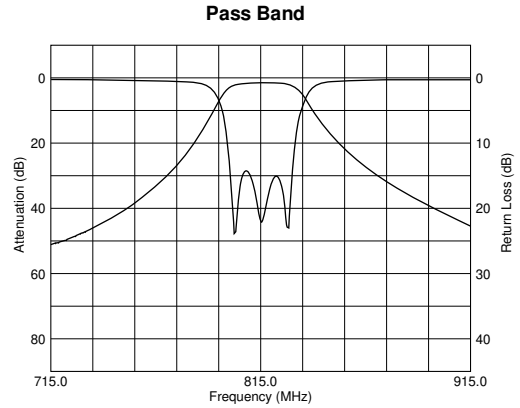
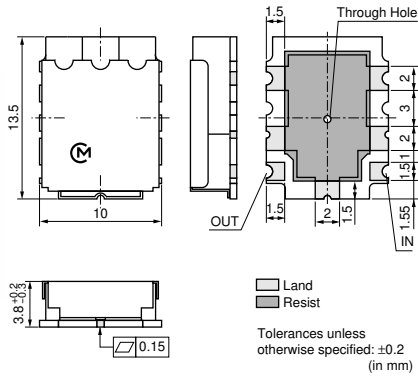
 Continued from the preceding page.

Part Number	Center Frequency (MHz)	Bandwidth (MHz)	IL at BW (max.) (dB)	Attenuation (dB min.)	Operation Temperature Range
DFCB21G96LDJAA	1960	60	1.5	17 (2360MHz)	-35 to +85degree C
DFCL22G01LDNAA	2017.5	15	1.8	22(1899 to 1915MHz)	-35 to +85degree C
DFCL22G32LANAA	2326	14	1.8	18 (0.3 to 2175MHz)	-40 to +125degree C
DFCL22G33LANAC	2339	14	2.0	22 (0.3 to 2188MHz)	-40 to +125degree C
DFCB22G34LBJAA	2345	80	2.5	20 (350 to 1200MHz)	-35 to +85degree C
DFCB22G44LBJAA	2442	84	2.0	16 (Fo-250MHz)	-40 to +85degree C
DFCB22G45LBJAA	2450	100	2.0	15 (Fo-250MHz)	-40 to +85degree C
DFCB25G25LAHAA	5250	200	1.5	38 (4370 to 4510MHz)	-35 to +85degree C
DFCB25G59LAHAA	5597.5	255	1.5	11 (Fo-375MHz)	-35 to +85degree C
DFCB25G77LAHAA	5775	100	1.5	12 (Fo-375MHz)	-35 to +85degree C
DFCB31G47LBJAA	1472	40	3.0	45 (1100MHz)	-35 to +85degree C
DFCB31G74LBJAA	1747.5	75	3.5	45 (1464 to 1539MHz)	-35 to +85degree C
DFCB31G84LBJAA	1842.5	75	3.5	45 (1559 to 1634MHz)	-35 to +85degree C
DFCB31G84LBJAB	1842.5	75	2.75	45 (0.3 to 1500MHz)	-35 to +85degree C
DFCB31G88LBJAA	1880	60	3.7	43 (1640 to 1664MHz)	-35 to +85degree C
DFCB31G88LBJAB	1880	60	4.0	41 (2043 to 2103MHz)	-35 to +85degree C
DFCB31G95LBJAA	1950	60	3.5	35 (2110 to 2170MHz)	-35 to +85degree C
DFCB31G96LBJAA	1960	60	3.7	5 (1910MHz)	-35 to +85degree C
DFCB31G96LBJAB	1960	60	3.0	10 (1498 to 1860MHz)	-35 to +85degree C
DFCL32G01LDNAA	2017.5	15	3.0	41(1 to 1920MHz)	-40 to +85degree C
DFCL32G01LDNAB	2017.5	15	3.0	30(1925.1MHz)	-40 to +85degree C
DFCB32G14LBJAA	2140	60	3.7	30 (1920 to 1980MHz)	-35 to +85degree C
DFCL32G32LANAA	2326	14	3.0	39(0.3 to 2175MHz)	-40 to +125degree C
DFCL32G33LANAA	2339	14	3.0	39 (0.3 to 2188MHz)	-40 to +125degree C
DFCL32G35LBNAA	2350	100	2.0	40(185to1980MHz)	-35 to +85degree C
DFCB32G44LBJAA	2442	84	3.2	30 (Fo-250MHz)	-40 to +85degree C
DFCB32G45LBJAA	2450	100	3.2	30 (Fo-250MHz)	-40 to +85degree C
DFCB32G59LBHAB	2595	190	1.5	35 (1930 to 2170MHz)	-35 to +85degree C
DFCL32G59LBNAA	2593	194	2.0	40(1930to2170MHz)	-35 to +85degree C
DFCL33G40LCHAA	3400	200	2.0	38 (3050MHz)	-35 to +85degree C
DFCL33G40LCHAB	3400	200	1.3	30 (3050MHz)	-35 to +85degree C
DFCL33G50LBHAA	3500	200	2.0	40(3150MHz)	-35 to +85degree C
DFCL33G50LCHAA	3500	200	2.0	38 (3150MHz)	-35 to +85degree C
DFCL33G50LCHAB	3500	200	1.3	30 (3150MHz)	-35 to +85degree C
DFCL33G55LCHAB	3550	300	3.0	40 (450MHz)	-35 to +85degree C
DFCL33G60LCHAA	3600	200	2.0	38 (3250MHz)	-35 to +85degree C
DFCL33G60LCHAB	3600	200	1.3	30 (3250MHz)	-35 to +85degree C
DFCL33G70LCHAA	3700	200	2.0	38 (3350MHz)	-35 to +85degree C
DFCL33G70LCHAB	3700	200	1.3	30 (3350MHz)	-35 to +85degree C
DFCB35G25LAHAA	5250	200	3.3	45 (4450 to 4650MHz)	-35 to +85degree C
DFCB35G59LAHAA	5597.5	255	3.6	45 (4750 to 5000MHz)	-35 to +85degree C
DFCB35G77LAHAA	5775	100	3.0	30 (Fo-375MHz)	-35 to +85degree C

● **DFCH Series 800/900MHz**



DFCH3815MHDJAA

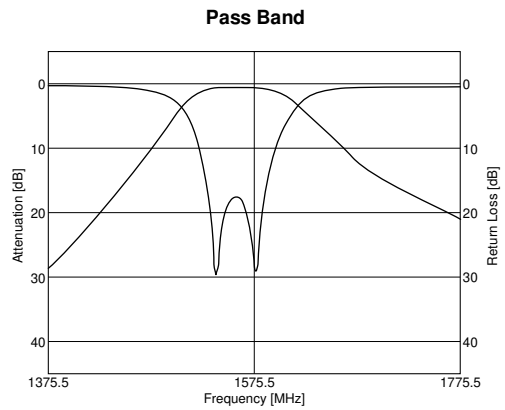
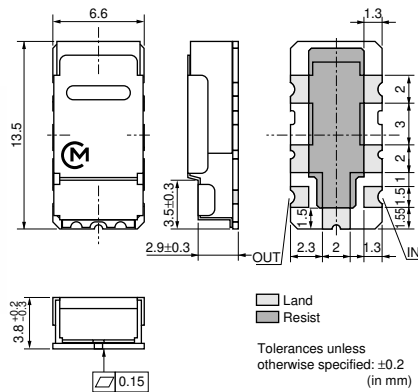


Part Number	Center Frequency (MHz)	Bandwidth (MHz)	IL at BW (max.) (dB)	Attenuation (dB min.)	Operation Temperature Range
DFCH3815MHDJAA	815	20	2.8	36 (Fo±80MHz)	-35 to +85degree C
DFCH3836MHDJAA	836.5	25	2.6	12 (Fo±32.5MHz)	-35 to +85degree C
DFCH3860MHDJAA	860	20	2.8	36 (Fo±80MHz)	-35 to +85degree C
DFCH3881MHDJAA	881.5	25	2.6	12 (Fo±32.5MHz)	-35 to +85degree C
DFCH3897MHDJAA	897.5	35	3.0	6 (Fo±27.5MHz)	-35 to +85degree C
DFCH3902MHDJAA	902.5	25	2.6	12 (Fo±32.5MHz)	-35 to +85degree C
DFCH3942MHDJAA	942.5	35	3.0	6 (Fo±27.5MHz)	-35 to +85degree C
DFCH3947MHDJAA	947.5	25	2.6	12 (Fo±32.5MHz)	-35 to +85degree C
DFCH4836MHDJBA	836.5	25	2.4	23 (1 to 804MHz)	-35 to +85degree C
DFCH4897MHDJAA	897.5	35	4.6	13 (Fo±27.5MHz)	-35 to +85degree C
DFCH4942MHDJAA	942.5	35	4.6	13 (Fo±27.5MHz)	-35 to +85degree C
DFCH5897MHDJAB	897.5	35	3.5	40 (1 to 500MHz)	-35 to +85degree C
DFCH5940MHFJAA	940.5	79	1.6	50(0.3 to 736.2MHz)	-35 to +85degree C

● **DFCH Series 1.5-2.5GHz**



DFCH21G57HDHAA



Part Number	Center Frequency (MHz)	Bandwidth (MHz)	IL at BW (max.) (dB)	Attenuation (dB min.)	Operation Temperature Range
DFCH21G57HDHAA	1575.5	2	0.9	16 (Fo-140MHz)	-35 to +85degree C
DFCH22G01HDJAA	2017.5	15	1.8	22 (1899 to 1915MHz)	-40 to +85degree C
DFCH22G44HDHAA	2442	84	1.2	15 (Fo±250MHz)	-35 to +85degree C
DFCH22G45HDHAA	2450	100	1.0	16 (Fo-250MHz)	-35 to +85degree C
DFCH31G54HDJAA	1542	34	3.0	30 (1626.5 to 1660.5MHz)	-35 to +85degree C
DFCH31G64HDJAA	1643.5	34	3.0	30 (1525 to 1559MHz)	-35 to +85degree C
DFCH31G74HDJAA	1747.5	75	2.0	8 (Fo±80MHz)	-35 to +85degree C
DFCH31G84HDJAA	1842.5	75	2.0	8 (Fo±80MHz)	-35 to +85degree C
DFCH31G88HDJAA	1880	60	2.2	15 (Fo±100MHz)	-35 to +85degree C
DFCH31G95HDHAA	1950	60	1.8	45 (1550MHz)	-35 to +85degree C
DFCH31G96HDJAA	1960	60	2.2	15 (Fo±100MHz)	-35 to +85degree C

Continued on the following page.

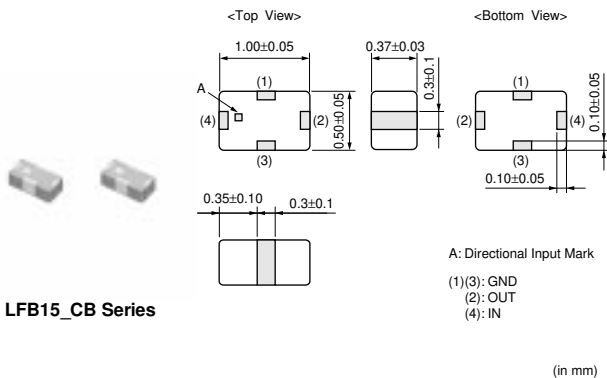
Continued from the preceding page.

Part Number	Center Frequency (MHz)	Bandwidth (MHz)	IL at BW (max.) (dB)	Attenuation (dB min.)	Operation Temperature Range
DFCH32G01HDNAA	2017.5	15	3.0	38 (1920MHz)	-35 to +85degree C
DFCH32G14HDHAA	2140	60	1.3	52 (1325 to 1385MHz)	-35 to +85degree C
DFCH32G44HDHAA	2442	84	2.4	36 (Fo-250MHz)	-35 to +85degree C
DFCH32G45HDHAA	2450	100	2.3	36 (Fo-250MHz)	-35 to +85degree C
DFCH32G59HDHBA	2593	186	1.0	30 (1930 to 1990MHz)	-35 to +85degree C
DFCH41G74HDJAA	1747.5	75	3.6	10 (Fo±57.5MHz)	-35 to +85degree C
DFCH41G84HDJAA	1842.5	75	3.6	10 (Fo±57.5MHz)	-35 to +85degree C
DFCH41G88HDJAA	1880	60	4.5	12 (Fo±50MHz)	-35 to +85degree C
DFCH41G96HDJAA	1960	60	4.5	12 (Fo±50MHz)	-35 to +85degree C
DFCH42G59HDNAA	2590	200	1.5	30(2210MHz)	-40 to +85degree C
DFCH51G73HDNBA	1732.5	45	3.7	44 (1 to 1413MHz)	-35 to +85degree C
DFCH51G76HDNBA	1760	50	3.9	58 (1 to 1443MHz)	-35 to +85degree C
DFCH51G88HDNAA	1880	60	3.8	45 (1 to 1568MHz)	-35 to +85degree C
DFCH51G95HDNBA	1950	60	3.7	45 (1 to 1638MHz)	-35 to +85degree C
DFCH52G43HFHAA	2437	50	3.3	34(0.3 to 2300MHz)	-40 to +85degree C
DFCH52G44HFHAA	2442	68	2.0	65(800 to 950MHz)	-35 to +85degree C
DFCH52G59HFHAA	2593	234	1.4	40(0.3 to 2300MHz)	-35 to +85degree C
DFCH62G44HFHAA	2442	68	3.5	65(800 to 950MHz)	-35 to +85degree C

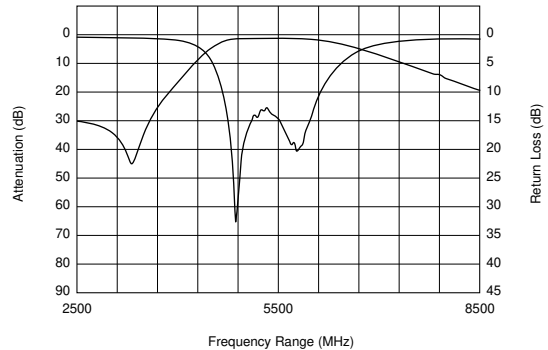
for RF/ Local

Chip Multilayer LC Filters (BPF)

● LFB15(0402)_ CB Series

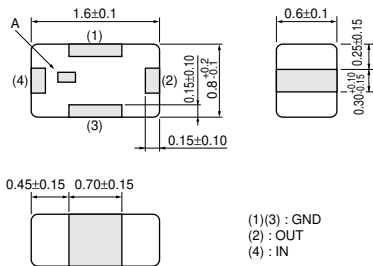


Frequency Characteristics



Part Number	Nominal Center Frequency (fo) (MHz)	Bandwidth (BW) (MHz)	Insertion Loss in BW (dB)	Attenuation (Absolute Value) I) (dB)	Attenuation (Absolute Value) II) (dB)	Application
LFB155G37CB1C032	5375	fo±475	1.5 max. (at 25°C)	10 min. at 3800MHz	5 min. at 7500MHz	WLAN/BT
LFB155G50CB1B948	5500	fo±350	1.1 max. (at 25°C)	9.5 min. at 4000MHz	4.5 min. at 7500MHz	WLAN/BT

● **LFB18(0603)/21(0805)/2H(1008)/31(1206)_SG Series**

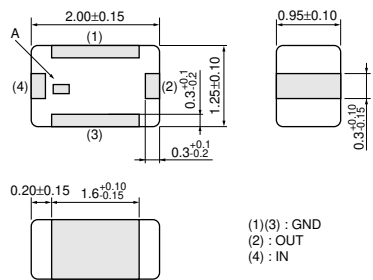
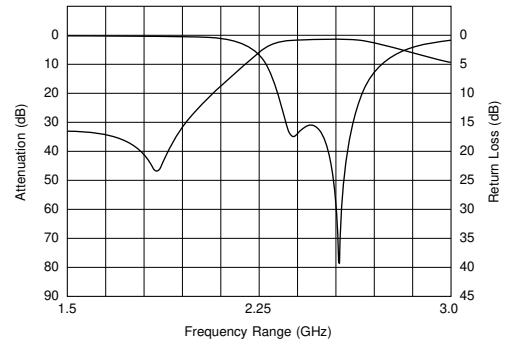


LFB18_SG Series

A : Directional Input Mark

All the technical data and information contained herein are subject to change without prior notice. (in mm)

Frequency Characteristics

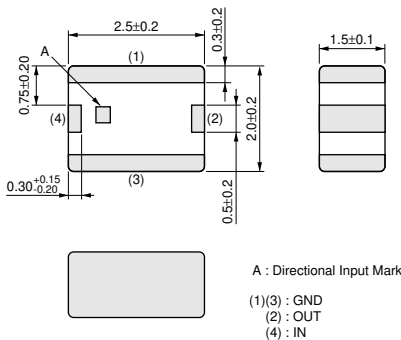
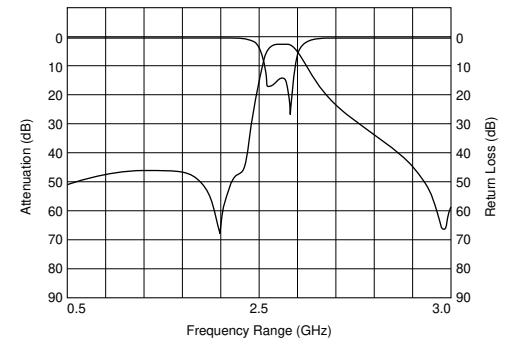


LFB21_SG Series

A : Directional Input Mark

All the technical data and information contained herein are subject to change without prior notice. (in mm)

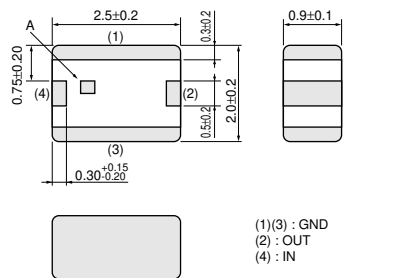
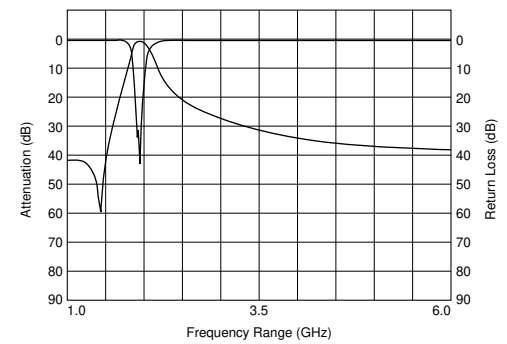
Frequency Characteristics



LFB2H_SG6 Series

All the technical data and information contained herein are subject to change without prior notice. (in mm)

Frequency Characteristics

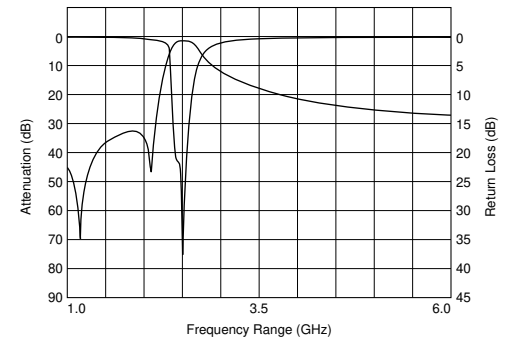


LFB2H_SG7 Series

A : Directional Input Mark

All the technical data and information contained herein are subject to change without prior notice. (in mm)

The Characteristics of Spurious

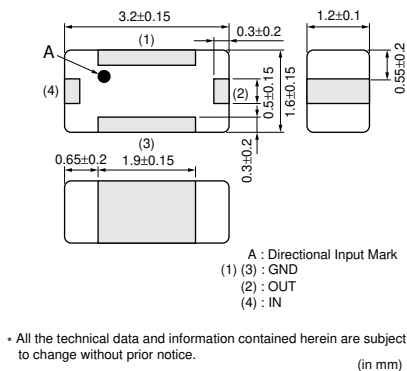


Continued on the following page.

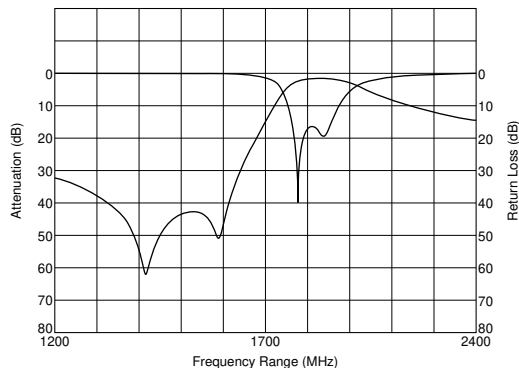
Continued from the preceding page.



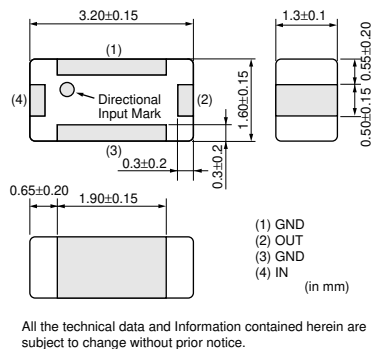
LFB31_SG1 Series



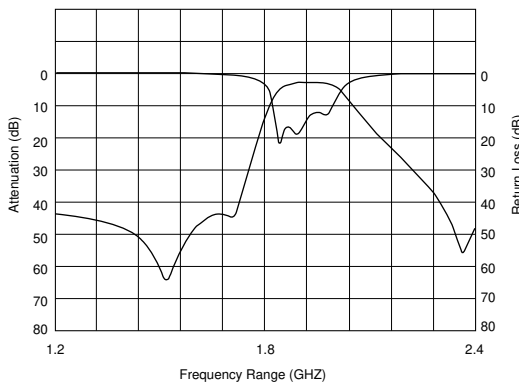
Frequency Characteristics



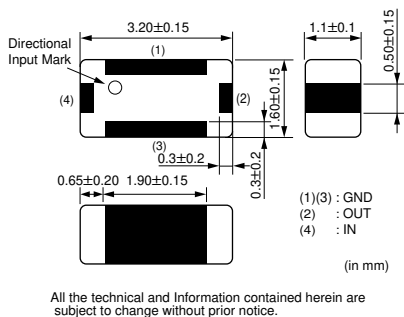
LFB31_SG2 Series



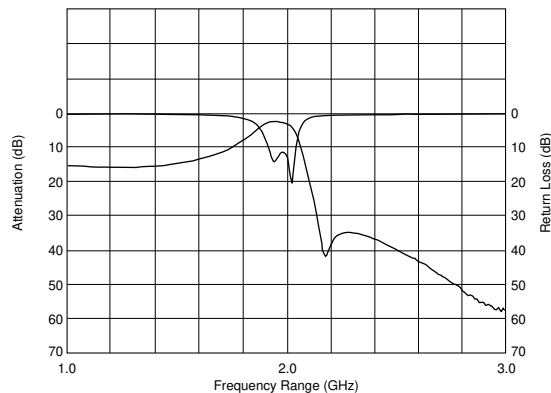
Frequency Characteristics



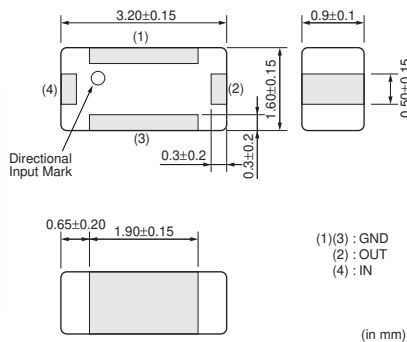
LFB31_SG3 Series



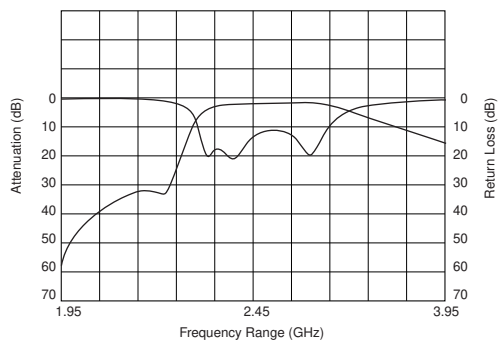
Frequency Characteristics



LFB31_SG7 Series



Frequency Characteristics



Note • This PDF catalog is downloaded from the website of Murata Manufacturing co., Ltd. Therefore, it's specifications are subject to change or our products in it may be discontinued without advance notice. Please check with our sales representatives or product engineers before ordering.
 • This PDF catalog has only typical specifications because there is no space for detailed specifications. Therefore, please approve our product specifications or transact the approval sheet for product specifications before ordering.

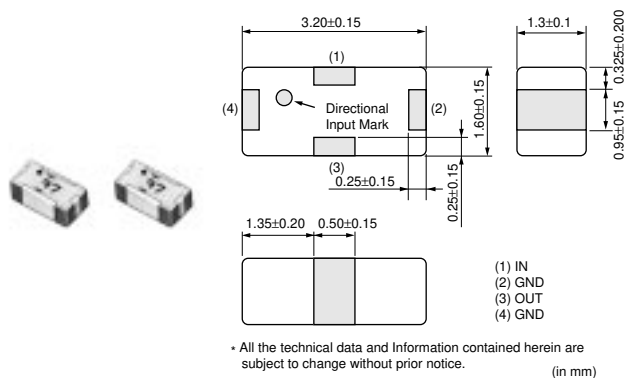
Part Number	Nominal Center Frequency (fo) (MHz)	Bandwidth (BW) (MHz)	Insertion Loss in BW (dB)	Attenuation (Absolute Value) I) (dB)	Attenuation (Absolute Value) II) (dB)	Application
LFB182G45SG9A213	2450	fo±50	2.2 max. (at 25°C)	24 min. at 880~960MHz	20 min. at 1710~1990MHz	WLAN/BT
LFB182G45SG9A246	2450	fo±50	2.2 max. (at 25°C)	24.5 min. at 880~960MHz	12.5 min. at 1710~1990MHz	WLAN/BT
LFB182G45SG9A272	2450	fo±50	1.8 max. (at 25°C)	25 min. at 880~1000MHz	22.5 min. at 1200~1300MHz	WLAN/BT
LFB182G60SGHB972	2600	fo±100.0	1.9 max. (at 25°C)	29.5 min. at 806~849MHz	25 min. at 1850~1910MHz	WIMAX
LFB182G60SGHC149	2600	fo±100.0	2.2 max. (at 25°C)	29.5 min. at 806~849MHz	30 min. at 1850~1910MHz	WIMAX
LFB183G60SGJC019	3500	fo±200	1.8 max. (at 25°C)	25.5 min. at 806~849MHz	21.5 min. at 1850~1910MHz	WIMAX
LFB185G78SGAB713	5787.5	fo±62.5	2.2 max. (at 25°C)	16.5 min. at 4800MHz	23.5 min. at 11450~11700MHz	WLAN/BT
LFB211G90SG8B704	1906.5	fo±13.5	3.0 max. (at 25°C)	20 min. at 1660.5~1686.3MHz	11 min. at 2126.8~2152.6MHz	PHS
LFB212G45SG8A127	2450	fo±50	1.5 max. (at 25°C)	25 min. at 1200~1300MHz	10.0 min. at 2000MHz	WLAN/BT
LFB212G45SG8A143	2450	fo±50	2.7 max. (at 25°C)	20 min. at 880~1710MHz	30 min. at 1710~1990MHz	WLAN/BT
LFB212G45SG8A166	2450	fo±50	1.4 max. (at 25°C)	30 min. at 824~960MHz	30 min. at 1710~1910MHz	WLAN/BT
LFB212G45SG8A192	2450	fo±50	2.6 max. (at 25°C)	40 min. at 880~960MHz	38 min. at 1710~1990MHz	WLAN/BT
LFB212G49SG8B830	2495	fo±195	2.4 max. (at 25°C)	30 min. at 824~960MHz	9 min. at 1710~1990MHz	WIMAX
LFB213G60SG8B831	3600	fo±300	1.5 max. (at 25°C)	32 min. at 824~960MHz	24 min. at 1710~1990MHz	WIMAX
LFB215G12SG8A178	5125	fo±225	1.5 max. (at 25°C)	25 min. at 4200MHz	17 min. at 2x(fo±225)MHz	WLAN/BT
LFB215G12SG8A183	5125	fo±225	1.5 max. (at 25°C)	9 min. at 4250MHz	9.5 min. at 5900MHz	WLAN/BT
LFB215G25SG8A144	5250	fo±100.0	1.5 max. (at 25°C)	30 min. at 3450MHz	-	WLAN/BT
LFB215G37SG8A180	5375	fo±475	1.8 max. (at 25°C)	30 min. at 500~4000MHz	35 min. at 3450MHz	WLAN/BT
LFB215G37SG8A185	5375	fo±475	2.2 max. (at 25°C)	40 min. at 340~1195MHz	21 min. at 2140~3580MHz	WLAN/BT
LFB215G51SG8A132	5512	fo±363	1.9 max. (at 25°C)	30 min. at 500~4000MHz	20 min. at 4600MHz	WLAN/BT
LFB215G78SG8A170	5787.5	fo±62.5	2.2 max. (at 25°C)	35 min. at 3275~3400MHz	37 min. at 2x(fo±62.5)MHz	WLAN/BT
LFB2H1G90SG6A157	1906.5	fo±13.5	1.5 max. (at 25°C)	14 min. at 1687MHz	6 min. at 2126MHz	PHS
LFB2H2G45SG7A134	2450	fo±50	1.7 max. (at 25°C)	25 min. at 1750MHz	25 min. at 2100MHz	WLAN/BT
LFB2H2G45SG7A158	2450	fo±50	1.2 max. (at 25°C)	30 min. at 880~915MHz	30 min. at 1710~1785MHz	WLAN/BT
LFB2H2G45SG7A159	2450	fo±50	2.1 max. (at 25°C)	45 min. at 880~915MHz	48 min. at 1710~1990MHz	WLAN/BT
LFB2H2G45SG7B793	2450	fo±50	3.5 max. (at 25°C)	42 min. at 869~915MHz	45 min. at 1710~1785MHz	WLAN/BT
LFB2H2G45SG7C093	2450	fo±50	2.1 max. (at 25°C)	45 min. at 824~915MHz	48 min. at 1710~1990MHz	WLAN/BT

Continued on the following page.

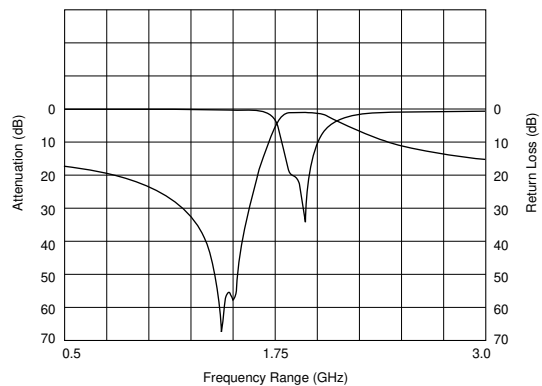
Continued from the preceding page.

Part Number	Nominal Center Frequency (fo) (MHz)	Bandwidth (BW) (MHz)	Insertion Loss in BW (dB)	Attenuation (Absolute Value) I) (dB)	Attenuation (Absolute Value) II) (dB)	Application
LFB2H2G45SGDB865	2450	fo±50	3.4 max. (at 25°C)	45 min. at 880~915MHz	40 min. at 1710~1785MHz	WLAN/BT
LFB2H2G45SGFB914	2450	fo±50	2.3 max. (at 25°C)	44 min. at 824~960MHz	40 min. at 1710~1785MHz	WLAN/BT
LFB2H2G54SG7B881	2545	fo±145	2 max. (at 25°C)	39.5 min. at 1910MHz	39.5 min. at 1990MHz	WIMAX
LFB2H2G59SG7B858	2590	fo±100	2.1 max. (at 25°C)	40 min. at 824~915MHz	30 min. at 2110~2170MHz	WIMAX
LFB2H5G78SG7A175	5787.5	fo±62.5	2.5 max. (at 25°C)	51.5 min. at 902~928MHz	41 min. at 3919~4044MHz	WLAN/BT
LFB311G90SG1-799	1906.5	fo +24.5/-13.5MHz	2.5 max. (at 25°C)	40 min. at 1397.05~1422.85MHz	35 min. at 1645.5~1671.3MHz	PHS
LFB311G90SG2-797	1906.5	fo±13.5	2.7 max. (at 25°C)	40 min. at 1427~1454MHz	35 min. at 1660~1687MHz	PHS
LFB311G95SG3A564	1950	fo±30	3.5 max. (at 25°C)	20 min. at 2110~2170MHz	25 min. at 2490~2550MHz	UMTS(Band1)
LFB312G45SG2A509	2450	fo±50	2 max. (at 25°C)	38 min. at 902~928MHz	15 min. at 2100~2200MHz	WLAN/BT
LFB312G45SG7A572	2450	fo±50	2.5 max. (at 25°C)	37 min. at 902~928MHz	20 min. at 2100~2200MHz	WLAN/BT

● LFB31_SP Series (1206)



Frequency Characteristics

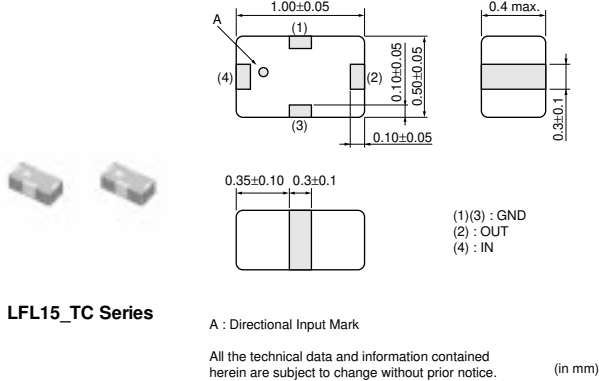


Part Number	Nominal Center Frequency (fo) (MHz)	Bandwidth (BW) (MHz)	Insertion Loss in BW (dB)	Attenuation (Absolute Value) I) (dB)	Attenuation (Absolute Value) II) (dB)	Application
LFB311G90SP1-798	1906.5	fo±13.5	1.0 max. (at 25°C)	40 min. at 1405~1440MHz	12.0 min. at 1649~1680MHz	PHS
LFB312G45SP1A502	2450	fo±50	1.2 max. (at 25°C)	20 min. at 902~928MHz	35 min. at 1500~1550MHz	WLAN/BT

for RF/ Local

Chip Multilayer LC Filters (LPF)

● **LFL15_TC (0402) /LFL18_TC (0603) /LFL21_TC (0805) Series**

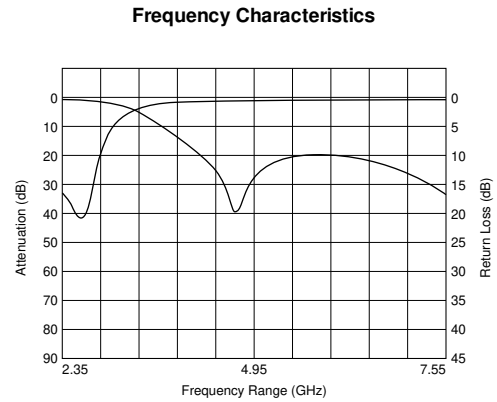
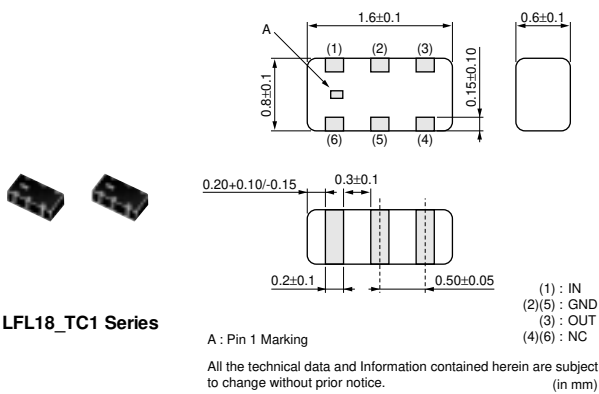


LFL15_TC Series

A : Directional Input Mark

All the technical data and information contained herein are subject to change without prior notice. (in mm)

(1)(3) : GND
(2) : OUT
(4) : IN

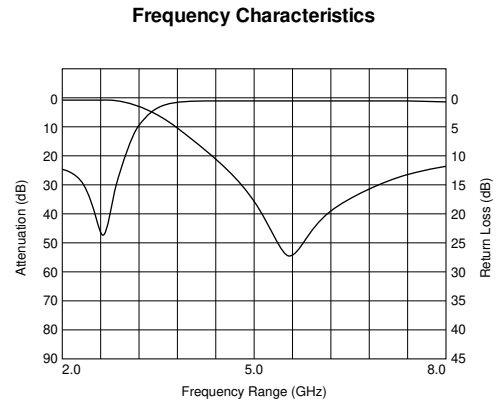
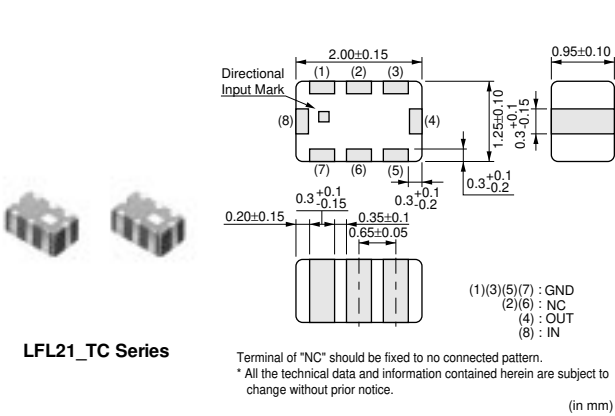



LFL18_TC1 Series

A : Pin 1 Marking

All the technical data and information contained herein are subject to change without prior notice. (in mm)

(1) : IN
(2)(5) : GND
(3) : OUT
(4)(6) : NC

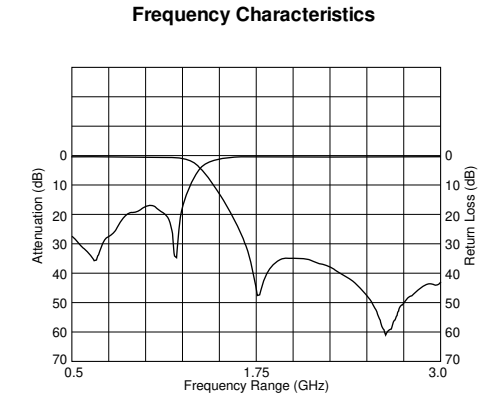



LFL21_TC Series


Directional Input Mark

Terminal of "NC" should be fixed to no connected pattern.
* All the technical data and information contained herein are subject to change without prior notice. (in mm)

(1)(3)(5)(7) : GND
(2)(6) : NC
(4) : OUT
(8) : IN



Part Number	Nominal Center Frequency (fo) (MHz)	Bandwidth (BW) (MHz)	Insertion Loss in BW (dB)	Attenuation (Absolute Value) I) (dB)	Attenuation (Absolute Value) II) (dB)	Application
LFL15620MTC1C037	620	fo±150	0.4 max. (at 25°C)	28 min. at 1920~1980MHz	-	CDMA
LFL152G45TC1A219	2450	fo±50	0.45 max. (at 25°C)	21 min. at 2x(fo±50.0)MHz	21 min. at 3x(fo±50.0)MHz	WLAN/BT
LFL182G45TC1A108	2450	fo±50	0.37 max. (at 25°C)	27 min. at 4800~5000MHz	25 min. at 7200~7500MHz	WLAN/BT
LFL182G45TC1A202	2450	fo±50	0.40 max. (at 25°C)	27 min. at 4800~5000MHz	30 min. at 7200~7500MHz	WLAN/BT
LFL182G50TC1B905	2500	fo±200	0.4 max. (at 25°C)	21 min. at 4600~5400MHz	22 min. at 6900~8100MHz	WIMAX
LFL182G54TC1B838	2545	fo±145	0.4 max. (at 25°C)	26 min. at 4800~5390MHz	23 min. at 7200~8085MHz	WIMAX

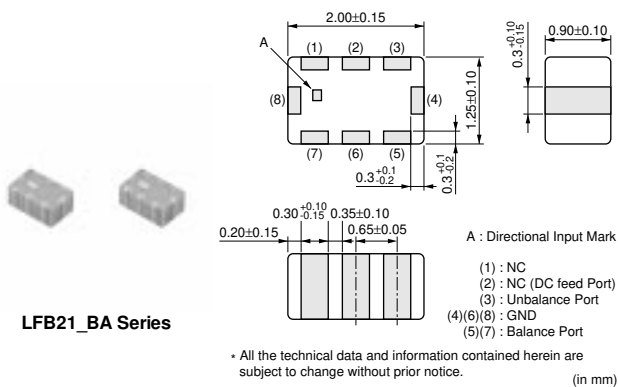
Continued on the following page. 

Continued from the preceding page.

Part Number	Nominal Center Frequency (fo) (MHz)	Bandwidth (BW) (MHz)	Insertion Loss in BW (dB)	Attenuation (Absolute Value) I) (dB)	Attenuation (Absolute Value) II) (dB)	Application
LFL183G55TC2B908	3550	fo±250	0.45 max. (at 25°C)	17 min. at 6600~7600MHz	20 min. at 9900~11400MHz	WIMAX
LFL21902MTC1A018	902.5	fo±12.5	0.6 max. (at 25°C)	30 min. at 2x(fo±12.5)MHz	30 min. at 3x(fo±12.5)MHz	GSM
LFL211G90TC1A008	1907.5	fo±12.5	0.47 max. (at 25°C)	30 min. at 2x(fo±12.5)MHz	25 min. at 3x(fo±12.5)MHz	PHS
LFL211G92TC1A060	1920	fo±70	0.6 max. (at 25°C)	24 min. at 3335~3700MHz	30 min. at 3700~3820MHz	UMTS(Band1)
LFL212G45TC1A007	2450	fo±50	0.50 max. (at 25°C)	27 min. at 2x(fo±50.0)MHz	30 min. at 3x(fo±50.0)MHz	WLAN/BT
LFL215G25TC1A156	5250	fo±100.0	0.70 max. (at 25°C)	24 min. at 2x(fo±100)MHz	19 min. at 3x(fo±100)MHz	WLAN/BT
LFL215G37TC1A210	5375	fo±475	0.70 max. (at 25°C)	30 min. at 2x(fo±475)MHz	20 min. at 3x(fo±475)MHz	WLAN/BT
LFL215G51TC1A149	5512	fo±363	0.70 max. (at 25°C)	30 min. at 2x(fo±363)MHz	20 min. at 3x(fo±363)MHz	WLAN/BT
LFL215G78TC1A155	5787.5	fo±62.5	0.70 max. (at 25°C)	30 min. at 2x(fo±62.5)MHz	20 min. at 3x(fo±62.5)MHz	WLAN/BT

for RF/ Local

Chip Multilayer LC Filters (Balanced Filters)



LFB21_BA Series

Part Number	Nominal Center Frequency (fo) (MHz)	Bandwidth (BW) (MHz)	Insertion Loss in BW (dB)	Balance Impedance (Differential) (Nom.) (ohm)	Unbalance Impedance (Nom.) (ohm)	Application
LFB212G45BA1A220	2450.00	fo±50.00	3.5 max. (at 25°C)	34.2 -j95.0ohm (Differential) Source Impedance	50	WLAN/BT
LFB212G45BA1A234	2450.00	fo±50.00	3.5 max. (at 25°C)	50	50	WLAN/BT
LFB212G45BA1B759	2450.00	fo±50.00	3.5 max. (at 25°C)	100	50	WLAN/BT
LFB212G45BA1B763	2450.00	fo±50.00	3.5 max. (at 25°C)	50 +j50ohm (Differential) Source Impedance	50	WLAN/BT
LFB213G55BA1B974	3550.00	fo±250	3.2 max. (at 25°C)	100	50	WIMAX
LFB215G37BA1A233	5375.00	fo±475.00	2.8 max. (at 25°C)	100	50	WLAN/BT
LFB2H2G44BB5B754	2441.75	fo±41.75	3.3 max. (at 25°C)	120	50	WLAN/BT
LFB2H2G45BB1A221	2450	fo±50	3.0 max. (at 25°C)	75	50	WLAN/BT

Continued on the following page.

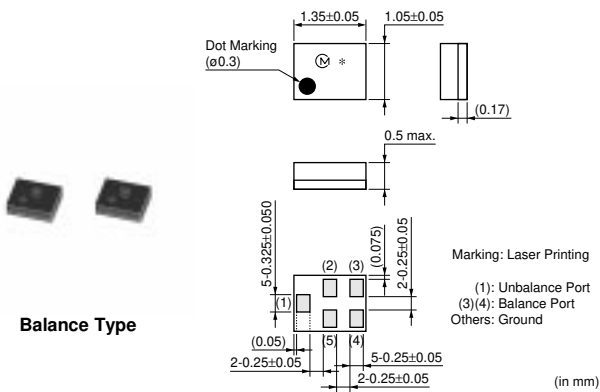
Continued from the preceding page.

Part Number	Nominal Center Frequency (fo) (MHz)	Bandwidth (BW) (MHz)	Insertion Loss in BW (dB)	Balance Impedance (Differential) (Nom.) (ohm)	Unbalance Impedance (Nom.) (ohm)	Application
LFB2H2G45BB1A243	2450	fo±50	3.0 max. (at 25°C)	100	50	WLAN/BT
LFB2H2G60BB1B973	2600	fo±100	3.3 max. (at 25°C)	100	50	WIMAX
LFB2H2G60BB1C106	2600	fo±100	3.3 max. (at 25°C)	50	50	WIMAX

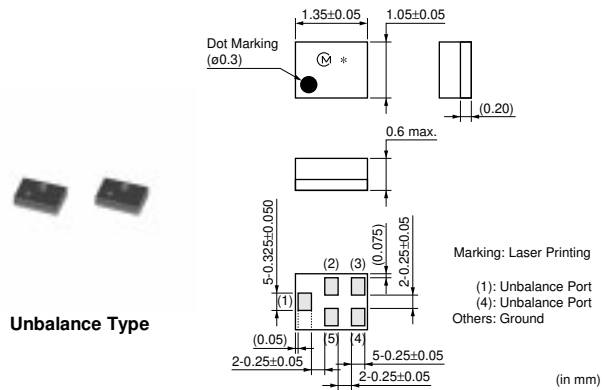
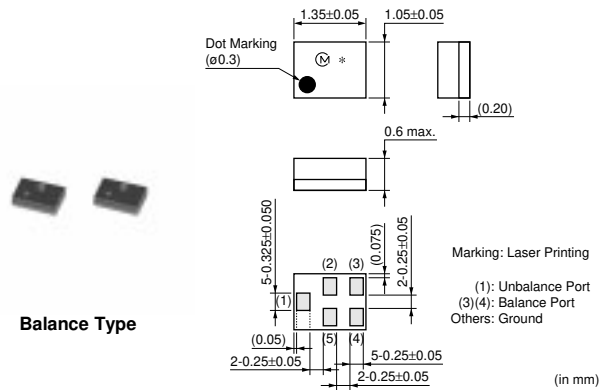
for RF/ Local

SAW Filters

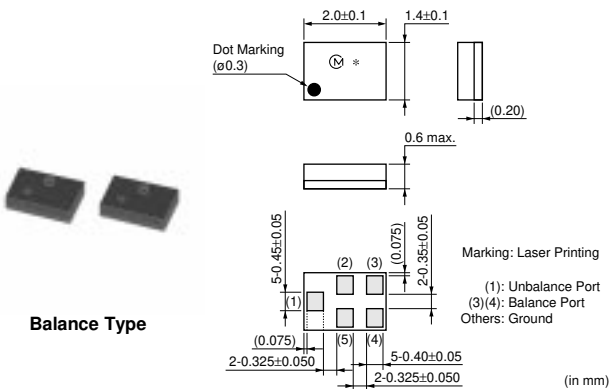
SAFEA Series



SAFEB Series



SAFED Series



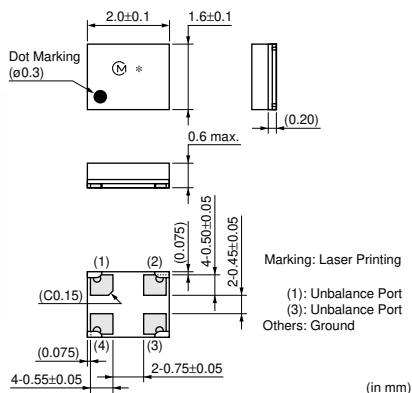
Continued on the following page. ↗

Continued from the preceding page.

● SAFEF Series



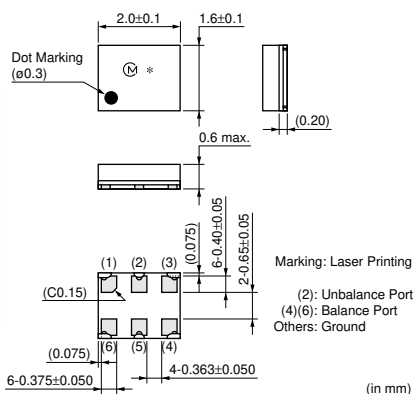
Unbalance Type



● SAFEH Series



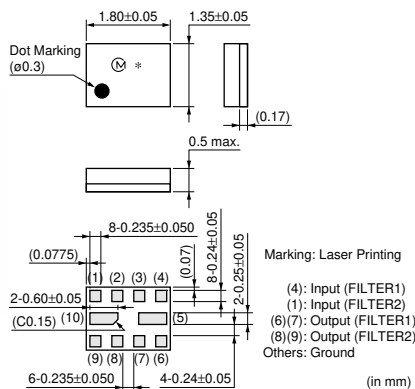
Balance Type



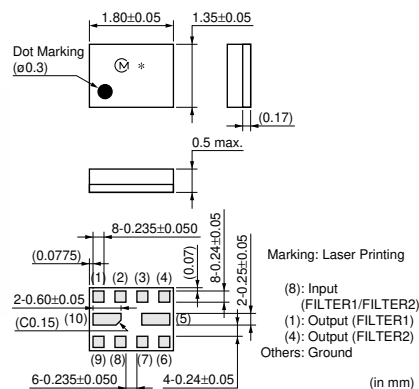
● SAWEN Series



Balance Type



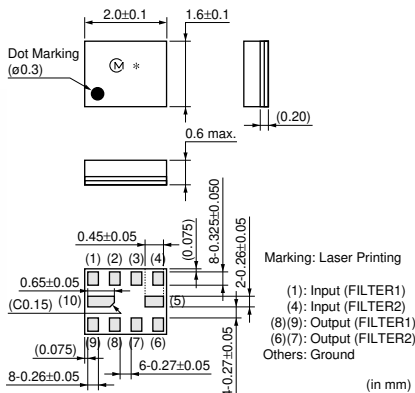
Unbalance Type



● SAWEP Series



Balance Type



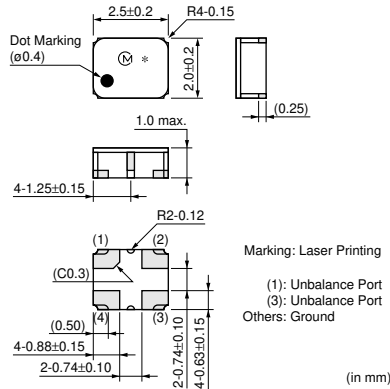
Continued on the following page. ↗

Continued from the preceding page.

● SAFSE Series



Unbalance Type



● GPS

Part Number	Center Frequency (MHz)	Insertion Loss (dB)	Ripple (dB max.)	VSWR	Input Impedance	Output Impedance
SAFE1G57FA0F00	1575.5	1.6 max. (1574MHz~1577MHz)	0.6 (1574MHz~1577MHz)	1.7 max. (1574MHz~1577MHz)	50ohm	100ohm (Balance)
SAFE1G57KB0F00	1575.42	0.8 max. (1574.22MHz~1576.62MHz)	0.5 (1574.22MHz~1576.62MHz)	2.0 max. (1574.22MHz~1576.62MHz)	50ohm	50ohm
SAFE1G57KE0F00	1575.5	1.3 max. (1573.92MHz~1576.92MHz)	0.6 (1573.92MHz~1576.92MHz)	1.7 max. (1573.92MHz~1576.92MHz)	50ohm	50ohm
SAFSE1G57KA0T90	1575.42	2.0 max. (1574.42MHz~1576.42MHz)	1.5 (1574.42MHz~1576.42MHz)	1.8 max. (1574.42MHz~1576.42MHz)	50ohm	50ohm

● GSM850

Part Number	Center Frequency (MHz)	Insertion Loss (dB)	Ripple (dB max.)	VSWR	Input Impedance	Output Impedance
SAFEA881MFL0F00	881.5	1.9 max. (869MHz~894MHz)	1.0 (869MHz~894MHz)	1.7 max. (869MHz~894MHz)	50ohm	150ohm//82nH (Balance)
SAFE881MAL0F00	881.5	2.6 max. (869MHz~894MHz)	1.2 (869MHz~894MHz)	2.0 max. (869MHz~894MHz)	50ohm	50ohm

● GSM850/GSM900 Dual Band

Part Number	Center Frequency (MHz)	Insertion Loss (dB)	Ripple (dB max.)	VSWR	Input Impedance	Output Impedance
SAWEN881MCN0F00(881.5)	881.5	2.0 max. (869MHz~894MHz)	1.1 max. (869MHz~894MHz)	2.0 max. (869MHz~894MHz)	50ohm	150ohm//82nH (Balance)
SAWEN881MCN0F00(942.5)	942.5	2.4 max. (925MHz~960MHz)	1.5 max. (925MHz~960MHz)	2.1 max. (925MHz~960MHz)	50ohm	150ohm//82nH (Balance)
SAWEP881MCQ0F00(881.5)	881.5	2.0 max. (869MHz~894MHz)	1.1 (869MHz~894MHz)	2.0 max. (869MHz~894MHz)	50ohm	150ohm//82nH (Balance)
SAWEP881MCQ0F00(942.5)	942.5	2.4 max. (925MHz~960MHz)	1.5 (925MHz~960MHz)	2.1 max. (925MHz~960MHz)	50ohm	150ohm//82nH (Balance)

● GSM850/GSM1900 Dual Band

Part Number	Center Frequency (MHz)	Insertion Loss (dB)	Ripple (dB max.)	VSWR	Input Impedance	Output Impedance
SAWEN881MCM2F00(881.5)	881.5	2.0 max. (869MHz~894MHz)	1.1 max. (869MHz~894MHz)	2.0 max. (869MHz~894MHz)	50ohm	150ohm//82nH (Balance)
SAWEN881MCM2F00(1960)	1960	2.6 max. (1930MHz~1990MHz)	1.8 max. (1930~1990MHz)	2.2 max. (1930~1990MHz)	50ohm	150ohm//22nH (Balance)
SAWEP881MCN2F00(881.5)	881.5	2.3 max. (869MHz~894MHz)	1.2 max. (869MHz~894MHz)	1.8 max. (869MHz~894MHz)	50ohm	150ohm//82nH (Balance)
SAWEP881MCN2F00(1960)	1960	2.6 max. (1930MHz~1990MHz)	1.8 max. (1930MHz~1990MHz)	2.2 max. (1930MHz~1990MHz)	50ohm	150ohm//18nH (Balance)

● GSM900

Part Number	Center Frequency (MHz)	Insertion Loss (dB)	Ripple (dB max.)	VSWR	Input Impedance	Output Impedance
SAFEA942MFL0F00	942.5	2.3 max. (925MHz~960MHz)	1.4 (925MHz~960MHz)	2.0 max. (925MHz~960MHz)	50ohm	150ohm//82nH (Balance)
SAFEB942MAL0F00	942.5	2.7 max. (925MHz~960MHz)	1.7 (925MHz~960MHz)	2.0 max. (925MHz~960MHz)	50ohm	50ohm

● GSM900/GSM1800 Dual Band

Part Number	Center Frequency (MHz)	Insertion Loss (dB)	Ripple (dB max.)	VSWR	Input Impedance	Output Impedance
SAWEN942MCN0F00(942.5)	942.5	2.3 max. (925MHz~960MHz)	1.5 max. (925MHz~960MHz)	2.0 max. (925MHz~960MHz)	50ohm	150ohm//82nH (Balance)
SAWEN942MCN0F00(1842.5)	1842.5	2.5 max. (1805MHz~1880MHz)	1.5 max. (1805MHz~1880MHz)	2.3 max. (1805MHz~1880MHz)	50ohm	150ohm//15nH (Balance)
SAWEP942MCN0F00(942.5)	942.5	2.3 max. (925MHz~960MHz)	1.3 (925MHz~960MHz)	2.1 max. (925MHz~960MHz)	50ohm	150ohm//82nH (Balance)
SAWEP942MCN0F00(1842.5)	1842.5	2.2 max. (1805MHz~1880MHz)	1.2 (1805MHz~1880MHz)	2.2 max. (1805MHz~1880MHz)	50ohm	150ohm//15nH (Balance)

● GSM1800

Part Number	Center Frequency (MHz)	Insertion Loss (dB)	Ripple (dB max.)	VSWR	Input Impedance	Output Impedance
SAFEA1F84FA0F00	1842.5	2.2 max. (1805MHz~1880MHz)	1.5 (1805MHz~1880MHz)	2.1 max. (1805MHz~1880MHz)	50ohm	150ohm//18nH (Balance)
SAFEB1G84AA0F00	1842.5	2.8 max. (1805MHz~1880MHz)	1.6 (1805MHz~1880MHz)	2.5 max. (1805MHz~1880MHz)	50ohm	50ohm

● GSM1800/GSM1900 Dual Band

Part Number	Center Frequency (MHz)	Insertion Loss (dB)	Ripple (dB max.)	VSWR	Input Impedance	Output Impedance
SAWEN1G84CN0F00(1842.5)	1842.5	2.5 max. (1805MHz~1880MHz)	1.8 max. (1805MHz~1880MHz)	2.2 max. (1805MHz~1880MHz)	50ohm	150ohm//15nH (Balance)
SAWEN1G84CN0F00(1960)	1960	2.6 max. (1930MHz~1990MHz)	1.8 max. (1930MHz~1990MHz)	2.2 max. (1930MHz~1990MHz)	50ohm	150ohm//22nH (Balance)
SAWEP1G84CQ0F00(1842.5)	1842.5	2.5 max. (1805MHz~1880MHz)	1.5 (1805MHz~1880MHz)	2.2 max. (1805MHz~1880MHz)	50ohm	150ohm//15nH (Balance)
SAWEP1G84CQ0F00(1960)	1960	2.6 max. (1930MHz~1990MHz)	1.8 (1930MHz~1990MHz)	2.2 max. (1930MHz~1990MHz)	50ohm	150ohm//18nH (Balance)

● GSM1900

Part Number	Center Frequency (MHz)	Insertion Loss (dB)	Ripple (dB max.)	VSWR	Input Impedance	Output Impedance
SAFEA1G96FA0F00	1960	2.6 max. (1930MHz~1990MHz)	1.7 (1930MHz~1990MHz)	2.2 max. (1930MHz~1990MHz)	50ohm	150ohm//27nH (Balance)
SAFEB1G96AA0F00	1960	2.8 max. (1930MHz~1990MHz)	1.7 (1930MHz~1990MHz)	2.5 max. (1930MHz~1990MHz)	50ohm	50ohm

● J-CDMA

Part Number	Center Frequency (MHz)	Insertion Loss (dB)	Ripple (dB max.)	VSWR	Input Impedance	Output Impedance
SAFEA859MCL0F00	859	2.9 max. (843MHz~875MHz)	2.0 max. (843MHz~875MHz)	2.3 max. (843MHz~875MHz)	50ohm	100ohm (Balance)
SAFEB911MAL0F00	911.5	2.2 max. (898MHz~925MHz)	1.2 (898MHz~925MHz)	2.0 max. (898MHz~925MHz)	50ohm	50ohm
SAWEN827MAA0F00(827)	827	3.0 max. (824MHz~830MHz)	1.3 max. (824MHz~830MHz)	2.0 max. (824MHz~830MHz)	50ohm	50ohm
SAWEN827MAA0F00(911.5)	911.5	3.0 max. (898MHz~925MHz)	1.5 max. (898MHz~925MHz)	2.1 max. (898MHz~925MHz)	50ohm	50ohm

● PCS(CDMA)

Part Number	Center Frequency (MHz)	Insertion Loss (dB)	Ripple (dB max.)	VSWR	Input Impedance	Output Impedance
SAFEA1G88FL0F00	1880	4.0 max. (1850.5MHz~1909.5MHz)	2.5 max. (1850MHz~1910MHz)	2.4 max. (1850MHz~1910MHz)	50ohm	200ohm//82nH (Balance)
SAFEA1G88KB7F00	1880	3.4 max. (1850.5MHz~1909.5MHz)	2.5 max. (1850MHz~1910MHz)	2.0 max. (1850MHz~1910MHz)	50ohm	50ohm
SAFEB1G96AL0F00	1960	4.0 max. (1930.48MHz~1989.52MHz)	2.3 max. (1930.48MHz~1989.52MHz)	2.0 max. (1930.48MHz~1989.52MHz)	50ohm	50ohm
SAFEB1G96FN0F00	1960	3.0 max. (1930MHz~1990MHz)	1.8 max. (1930MHz~1990MHz)	1.8 max. (1930MHz~1990MHz)	50ohm	200ohm//33nH (Balance)

● W-CDMA

Part Number	Center Frequency (MHz)	Insertion Loss (dB)	Ripple (dB max.)	VSWR	Input Impedance	Output Impedance
SAFEB1G95FL0F00	1950	2.6 max. (1920~1980MHz)	1.3 (1920MHz~1980MHz)	1.8 max. (1920MHz~1980MHz)	200ohm//27nH	50ohm (Balance)
SAFEB1G95KA0F00	1950	2.9 max. (1920~1980MHz)	2.0 (1920MHz~1980MHz)	2 max. (1920MHz~1980MHz)	50ohm	50ohm
SAFEB2G14FA0F00	2140	2.3 max. (2110~2170MHz)	1.2 (2110MHz~2170MHz)	1.8 max. (2110MHz~2170MHz)	50ohm	200ohm//27nH (Balance)
SAFEB2G14FB0F00	2140	2.5 max. (2110~2170MHz)	1.5 (2110~2170MHz)	1.9 max. (2110~2170MHz)	50ohm	100ohm//27nH (Balance)
SAFEB2G14AL0F00	2140	3.5 max. (2110~2170MHz)	1.6 (2110~2170MHz)	2.0 max. (2110~2170MHz)	50ohm	50ohm

● CDMA800/TDMA800/E-AMPS/GSM850

Part Number	Center Frequency (MHz)	Insertion Loss (dB)	Ripple (dB max.)	VSWR	Input Impedance	Output Impedance
SAFEB881MFM0F00	881.5	2.2 max. (869MHz~894MHz)	1.5 (869MHz~894MHz)	2.0 max. (869MHz~894MHz)	50ohm	100ohm (Balance)
SAFEB836MAL0F00	836.5	2.5 max. (824MHz~849MHz)	1.8 (824MHz~849MHz)	1.9 max. (824MHz~849MHz)	50ohm	50ohm